

la figuera

Castellnou del Bages



figgy, the traveller

Children education

CONTENTS

Home's file

Center of interest


Activities

Activities standard planning

Organization and timetable

House rules

Standard meals



THE HOUSE

la figuera

nº reg. 251
Castellnou del Bages
Bages




FACILITIES AND SERVICES

- *Capacity for 120 users
- *Adapted rooms
- *1 dinning room
- *4 activity roms
- *Swimming pool
- *Football court
- *Basquetball area
- *Volleyball

Farmhouse from XVI century, in Castellnou del Bages, at 8km from Manresa. Adapted and renovated as a colonies house, it's used as an Audiovisual and Environmental Education Center. It's placed in the woods, closed from the surroundings by a safety fence.

70 km from Barcelona
124 km from Girona
132 km from Lleida
136 km from Tarragona

CENTRE OF INTEREST



“Figgy is a small insect that has always lived in La Figuera. One day, tired of doing always the same, he decides to travel around the world. Not to any country but to countries absolutely different than ours; exotic countries!

First of all he decides to go to Egypt where he discovers the pyramids, the Nil... As a second destiny he chooses Greece where he discovers all the mythological past and the strong Mediterranean roots. Then he goes to Mexico, Brazil, India...

So he starts going around almost all the world, learning a lot of new things and making new friends.

ACTIVITIES

Presentation of the Centre of Interest.

A Tale-telling (monitor) receive us when we arrive and accompany us to visit the outer areas of the house. He introduce us the different characters of our particular tale “Figgy the Traveller” who are: Figgy as the main character of the history, and the new friends that meets while he travels through different countries. Those characters will explain us how they lived the trip and what have they learned.

ACTIVITIES

Route around the world. (Clues game in the woods)

Together with Figgy's friends, the kids will go through several challenges related to curiosities and characteristics of different countries where Figgy has travelled. From the ancient Egypt to the seventh art of United States, going through the most typical Italian meals.

Night Game

With Figgy, several animals have come from around the world, but, how can we meet them in night's darkness? Very Easy! Just by listening to their voices, to the sounds they produce indeed.

The Games treasure hunt

Figgy's friends are very happy because we have behaved so well. Thus, in order to thank us, they will show us several games that Figgy has learned on his trips. Those are Traditional games from very different countries but with the same objective: to enjoy the most and have so much fun!

Multicultural party

At the party, all our friends from around the world will be introduced and they will invite us to make-up to become history characters. Each one of us can be from a different country!

The video-tale. Expression workshop.


The tale-telling will tell us a new tale. When the kids know it perfectly they start to represent it in different ways, using the methods according to their possibilities. We will have to create a big mural for decoration, to make-up, dress-up with costumes and finally represent the tale with easy sentences, movements, songs...

Everything will be recorded so they can show it to their parents, who don't know the tale. The DVD will be given to the school 15 days after their stay, using certified mailing.

ACTIVITY STANDAR PLANNING

	FIRST DAY	SECOND DAY	THIRD DAY
MORNING	ARRIVAL AND SETTLE IN	THE VIDEO-TALE	GAMES TREASURE HUNT
AFTERNOON	CENTER OF INTEREST PRESENTATION	THE VIDEO-TALE	
	ROUTE AROUND THE WORLD		
NIGHT	NIGHT GAME	MULTICULTURAL PARTY	

	FIRST DAY	SECOND DAY
MORNING	ARRIVAL AND SETTLE IN	GAMES TREASURE HUNT
AFTERNOON	CENTER OF INTEREST PRESENTATION	
	ROUTE AROUND THE WORLD	
NIGHT	NIGHT GAME	



This is an example of an activity plan that will coincide only with one group of pupils. The rest will do the same activities but in a different order. When you get to the house, the coordinator will give you the definitive planning for each group.

ORGANIZATON AND STANDARD TIMETABLE

THE QUALITY OF GRUPEДУCA'S EDUCATIONAL SERVICES IS BASED ON:

- * The precence of a specialized and stable group of monitors.
- * The maintainance of a 15 pupils/monitor ratio.
- * The connivance of the educational team and pupils; sharing meals, night games, etc... This, lets to establish a relation that improves the educational tasks.
- * The preparation of activities and educational materials specifically for each level.
- * We offer alternative activities and workshops for bad weather conditions.
- * The direct relation between the teachers representative and the coordinator of the monitors team when we are at the house, in order to answer any question about meals, facilities, activities, schedules, etc...

Meals time changes in the middle of the third trimester, and these start 30 minutes later

The functioning of the swimming pool during the last week of May, may alter the length of the activities.

Do not hesitate to contact us to look up the dates availability!

8:00	Wake up
9:00	Breakfast
10:00	
10:00	ACTIVITY
13:00	
13:00	Free time
13:30	
13:30	Lunch
14:30	
14:30	Free time
15:30	
15:30	ACTIVITY
17:00	
17:00	Snack
17:30	
17:30	ACTIVITY
19:00	
19:00	Free time
20:00	
20:00	Dinner
21:00	
21:00	Free time
21:30	
21:30	ACTIVITY
22:30	
22:30	Tidy up and Sleep

HOUSE RULES

To guarantee the correct functioning of the colonies and ease its realization, we recommend several observations that we should keep in mind at the beginning of each stay.

- Before getting to the house, the teachers team have to know all the activity plan and keep it for their own, by calling previously to the colonies department at the telephone 93 431 21 39.
- A week before the stay, the house responsible will contact the teacher representative in order to know the number of pupils signed up, arrival schedules and the possible allergies and special diets. We will also offer the rooms distribution, in order to know the groups at the arrival, and the house rules.
- For any supplementary service, (pirogues, night monitors) it's needed to order it previously to the commercial agency or to the colonies department.
- The swimming pool will be used only during the free time of kids. It will be supervised by teachers and lifeguard. Each school turn will be decided by the house responsible and will be communicated to the school the first day. If one school decides to use the swimming pool during the activity time, it must be ordered when the colonies are contracted.
- The rooms must be empty and the backpacks down-stairs before the last breakfast.
- When it's time to eat,, the teachers of each group will take care of the kids. This means that the monitors will take care of them before and after the meals. If teachers prefer take care during the free time instead of the meals service, it must be said previously to the house responsible.
- The meals are adapted to the age of participants.
- In case of any medical emergency, the house will call a taxi or an ambulance and the teachers will accompany the kids to Vic's hospital. The house can offer a vehicle with previous authorization from the school.
- Illustrative list of materials that pupils would need:
Backpack, trainers, extra clothes, pyjama, cap, underwear, jersey, anorak, sleeping bag, towel, utensils for personal hygiene, torch, waterproof cape and water bottle.
- The payment of the stay will be done the first day of the colonies to the account number given as an invoice to the school secretary. It is possible to bring a check if it is desired.

STANDARD MEALS

BREAKFAST

- *Chocolate milk
- *Butter / Jam
- *Daily bread
- *Cold meat (fuet, ham,...)

Teachers and monitors, also:

- *Coffee and Juice
- *Oil and tomato

LUNCH

FIRST DISHES

- *Paste (Bolognese, tomato, tuna, gratin paste)
- *Salad
- *Rice (Homemade, Cuban, salad)
- *Lentils
- *Stewed potatoes
- *Beans Salad(empedrat)
- *Cannelloni
- *Meet or tuna pie

SECOND DISHES

- *Roast chicken / Thyme chicken
- *Sausages
- *Pork, chicken escalope
- *Grilled bacon wheels
- *Sausages, Hamburgers, meatballs...
- *Grilled ribs
- *Rabbit
- *Roasted ribs

Trimmings:

French fries
Chips
Tuna and tomato salad
White Beans
Mushrooms (Xampinyons)
Pure

DESSERTS

Ice cream or fruit:

Orange, peach, mandarin, bananas,
watermelon, melon.

SNACKS

- *Bread or cookies with chocolate
- *Bread with cheese.
- *Bread or cookies with chocolate cream
- *Bread with cold meat.

DINNERS

FIRST DISCHES

- *Paste soup
- *Veggie cream (carrots)
- *Vegetables(Green beans and potatoes)
- *Sautéed vegetables
- *Russian Salad
- *Legumes cream
- *Summer salad (base: Sliced cooked potatoes)
- *Rice salad
- *Catalan salad

SECOND DISHES

- *Fish (Hake sticks)
- *Croquettes
- *Potatoes omelette
- *French omelette
- *Tuna Crests
- *San Jacobos
- *Roman Squids

Trimmings:

French fries
Chips
Tuna and tomato salad
White Beans
Mushrooms (Xampinyons)
Pure

POSTRES

- *yogurt, flam, fruit, syrup o fruit salad...

This is an illustrative list of the different meals that could take part in your final menu, but there's no choice to choose each dish. The meals composition will be determined according to the organization needs and the season supplies, always respecting the established dietetic equilibrium

Elaboration of adapted menus(celiac, diabetes, allergies...)

la figuera

Castellnou de Bages



INFORMATION AND BOOKINGS

93 431 21 39

www.lafiguera.cat

93 827 28 65 / 655 007 027

grupeduca
lleure

anna@grupeduca.cat
nuria@grupeduca.cat
david@grupeduca.cat